

O/E/N 57

MINIATURE POWER RELAYS

- Compact High Performance
- Direct PCB Type
- Dust Protected
- CSA Certified (File No : 106405-1)

SPECIFICATIONS

| | |
|--|--|
| Contact Arrangement | : 1 Form A, 1 Form C , 2 Form C |
| Contact Material | : Silver Alloy |
| Contact Rating | |
| Rated Voltage | : 230 VAC/24 VDC |
| Maximum Voltage | : 250 VAC/110 VDC |
| Maximum Continuous Current at 230VAC/24VDC | |
| 1 Form A | : 6 A |
| 1 Form C | : 6A |
| 2 Form C | : 2A |
| Maximum Power Rating AC (1C/2C) | : 1380/460VA |
| Nominal Coil Power | : 1.5W (approx) |
| Operating Power | : 0.75W (approx) |
| Life Expectancy | |
| Mechanical | : 1×10^6 operations |
| Electrical | : 10^5 operations at rated load |
| Contact Resistance(Initial) | : 50 milli Ohms |
| Dielectric Strength | |
| Between Contacts & Coil | : 750 VRMS |
| Between Open Contacts | : 500 VRMS |
| Insulation Resistance | : 1000 Meg.Ohms at 500VDC, 25 ^o C, RH50 |
| Operate time at Nominal Voltage | : 12 milli sec.(Typ) |
| Release time at Nominal Voltage | : 8 milli sec.(Typ) |
| Ambient Temperature | : -40 ^o C to +65 ^o C |
| Weight | : 18 gms (approx) |

Typical applications

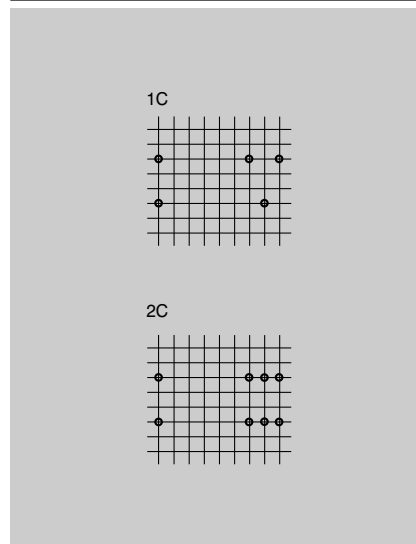
Industrial Electronics, PLCs, Timers, Office Automation, UPS, Invertors, Home Appliances

All dimensions are in mm. Specifications subject to change without notice. Tolerance unless otherwise specified is $\pm 10\%$

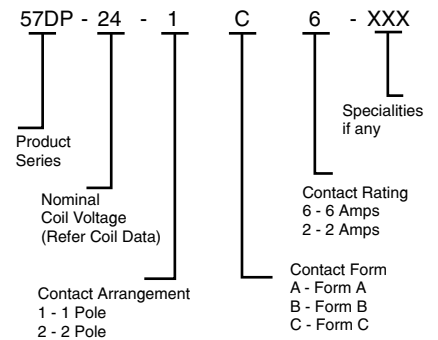
COIL DATA

| Nominal Voltage VDC | Pick-up Voltage VDC (Max) | Drop-out Voltage VDC (Min) | Coil Resistance in Ohms $\pm 10\%$ |
|---------------------|---------------------------|----------------------------|------------------------------------|
| 6 | 5 | 0.5 | 48 |
| 9 | 7 | 0.9 | 100 |
| 12 | 9 | 1.2 | 150 |
| 18 | 14 | 1.8 | 380 |
| 24 | 18 | 2.4 | 605 |
| 48 | 36 | 4.8 | 2390 |
| 115 | 85 | 11.5 | 11500 |

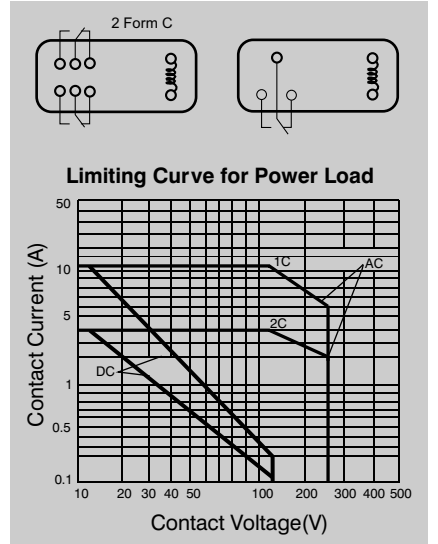
DRILLING PATTERN



HOW TO ORDER



CIRCUIT DIAGRAMS



DIMENSIONS

