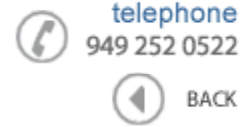





Data Sheet



Product Category: VCTCXO

Series Number	Package	Description	Last Modified
580	11.8 x 9.9 (4 Pad SMD)	Clipped Sine Wave	Jan. 01 2007

FEATURES

- High stable output over wide temperature range
- 2.2mm height max low profile VCTCXO
- Industry standard 11.8 x 9.9mm 4 Pad
- RoHs / Lead Free compliant 

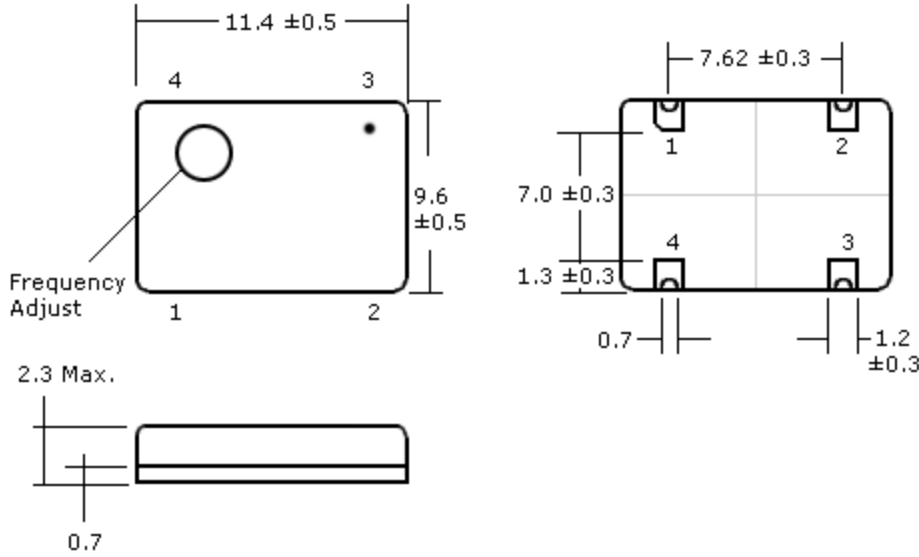


OPERATING CONDITIONS / ELECTRICAL CHARACTERISTICS

PARAMETERS	CONDITIONS	CHARACTERISTICS		UNITS
Output Waveform	-	Clipped Sine Wave		-
Input Voltage (VDD)	-	3.0 and 3.3 (optional)	5.0 ±10%	VDC
Frequency Range (f₀)	-	10.00 ~ 26.00		MHz
Operating Temperature (T_{OPR})	-	-30 ~ +85		°C
Storage Temperature (T_{STG})	-	-40 ~ +120		°C
Frequency Tolerance	at room temperature	±2.5 max.		PPM
Temperature Stability	-30 ~ +85°C	±2.5 max.		PPM
Input Voltage Stability	VDD ±5%	±0.3 max.		PPM
Load Stability	RL ±5%	0.2 max.		PPM
Load Capacitance	-	10 (Typ.)		pF
Input Current (I_{DD})	-	2 max.		mA
Aging	@ 25°C	±1 max.		PPM/Y
Frequency Deviation	@ VC & ±10 PPM (Typ.)	±3.0 min.		PPM
Control Voltage Range	-	0.5 ~ 2.5	0.5 ~ 4.5	VDC
Output Voltage	Clipped Sine Wave	0.7 P-P min.	1 P-P min.	V
Start-Up Time (T_S)	-	4 max.		mS
Harmonics	2nd Harmonic	-3 max.		dBc
	3rd Harmonic	-6 max.		
	Other	-10 max.		
Phase Noise (Typ.)	@ 10 Hz offset	-80 max.		dBc/Hz
	@ 100 Hz offset	-125 max.		
	@ 1 KHz offset	-145 max.		
	@ 10 KHz offset	-148 max.		
	@ 100 KHz offset	-150 max.		



PACKAGE DIMENSIONS (mm)



PIN CONNECTIONS	
#1	Control Voltage (VCTCXO) or N.C. (TCXO)
#2	Case Ground
#3	Output
#4	VDD

PART NUMBER GUIDE

Series Number	Frequency	Voltage Supply Option	Frequency Stability (max.)	Operating Temp. (°C)	Pin 1 Connection
580	- 22.0 M	- 3	15	A	- NC
Oscilent 11.8 x 9.9mm	Enter your desired frequency e.g. 22.0M = 22.000MHz	5 = 5.0 ±10%VDC 3 = 3.3 ±10%VDC 3B = 3.3 ±5%VDC 3C = 3.0 ±5%VDC	15 = ±1.5 PPM 20 = ±2.0 PPM 25 = ±2.5 PPM 35 = ±3.5 PPM	A = 0 ~ +50 G = -30 ~ +75 J = -25 ~ +75 K = -30 ~ +85 L = -40 ~ +75	NC = No Connection (TCXO) VC = Voltage Control (VCTCXO)

NOTE: - Deviations on all parameters available. Please consult Oscilent for details.

DEFINITIONS: - Click on the characteristic names above for definitions of that particular characteristic.

***STANDARDS:** - "Blank" part number selections indicate standard variables for that particular characteristic.

PACKAGING: - Add **-TR** for Tape/Reel. Click [here](#) for tape/reel specifications

Oscilent Corporation - CALL **949.252.0522**

Series No.: **580**

18195 East McDermott Street . Building D . Irvine . CA 92614 . USA
 Fax: 949.252.0599 . E-Mail: Sales@Oscilent.com