

- Meets industrial standards
- Synchro flange or clamping flange
- Up to 20000 ppr at 5000 slits
- 10 V ... 30 V with short circuit protected push-pull transistor output
- 5 V; RS 422
- Comprehensive accessory line
- Cable or connector versions



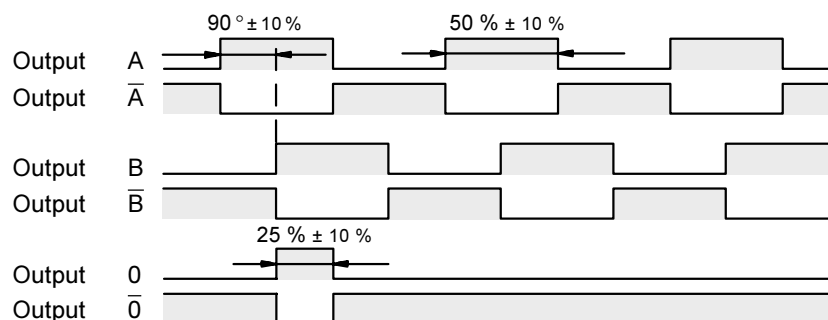
Pulses per revolution:

Plastic disc: Every pulse per revolution: between 1 and 1500.
 Glass disc: 60, 100, 120, 180, 200, 250, 256, 300, 314, 360, 400, 500, 512, 600, 720, 900, 1000, 1024, 1200, 1250, 1500, 1800, 2000, 2048, 2400, 2500, 3000, 3600, 4000, 4096, 5000
 More information available upon request.

Electrical Specifications:

Measuring principle		Photoelectric	
Maximum pulse count	[I/U]	5000	
		RS422	Push-pull
No-load current I_0 at			
Operating voltage $U_B = 5 V \pm 5 \%$	[mA]	100	--
Operating voltage $U_B = 10 V \dots 30 V$	[mA]	--	80
Operating current I_L per channel	[mA]	20	40, short circuit protected
Voltage drop U_d	[V]	--	< 4
Maximum output frequency f	[kHz]	160	160
Response times	[ns]	100	250

Signal Output Configuration (for clockwise rotation):

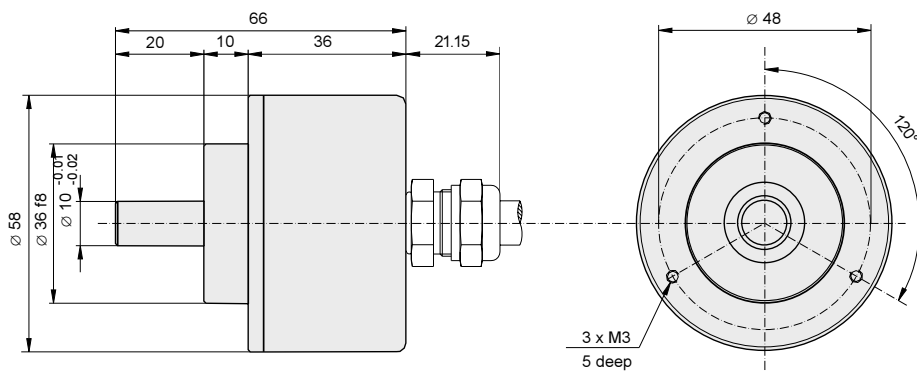
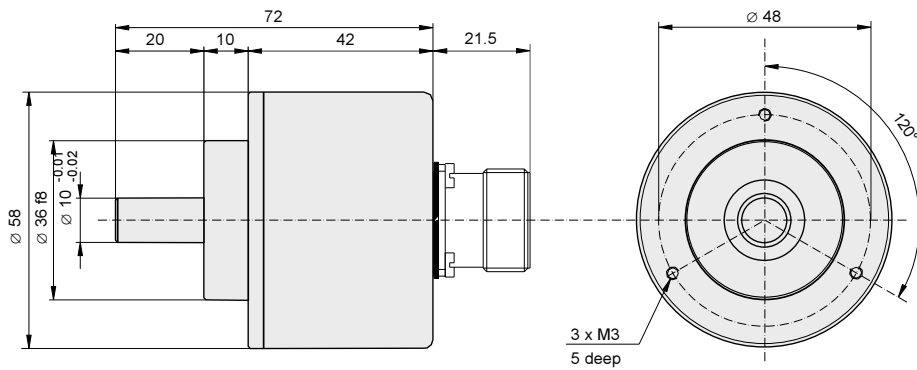


Electrical Connections

	GND	U_B	A	B	\bar{A}	\bar{B}	0	$\bar{0}$	NC	NC	NC	NC
12-wire cable	white / green	brown / green	brown	grey	green	pink	red	black	blue	violet	yellow	white
Connector 9416	10	12	5	8	6	1	3	4	2	7	9	11

Date of issue 01.08.1998

Mechanical Dimensions:



Date of issue 01.08.1998

Mechanical Dimensions:



Date of issue 01.08.1998

Subject to reasonable modifications due to technical advances.

Copyright Pepperl+Fuchs, Printed in Germany

Pepperl+Fuchs Group · Tel.: Germany (6 21) 7 76-11 11 · USA (3 30) 4 25 35 55 · Singapore 8 73 16 37 · Internet <http://www.pepperl-fuchs.com>

Mechanical Specifications:

Housing		Aluminum or stainless steel
Flange		Aluminum or stainless steel
Pulse disc		Glass or plastic
Shaft		Stainless steel
Bearings		2 grooved ball bearings
Weight (incl. connector 9412)	[g]	295
Maximum rotation	[min ⁻¹]	12000
Inertia	[gcm ²]	24
Starting torque (20 °C)	[Ncm]	1.0
Torque (20 °C)	[Ncm]	1.0
Maximum shaft load, axial F _a	[N]	≤ 6000 min ⁻¹ : 40
	[N]	≤ 12000 min ⁻¹ : 10
Maximum shaft load, radial F _r	[N]	≤ 6000 min ⁻¹ : 60
	[N]	≤ 12000 min ⁻¹ : 20
Minimal mechanical life	[revolutions]	F _a ≤ 40 N, F _r ≤ 60 N: 5 x 10 ⁹
	[revolutions]	F _a ≤ 10 N, F _r ≤ 20 N: 2.5 x 10 ¹¹

Environmental Conditions:

Storage temperature	[°C]	Glass disc: -40 ... 70 Plastic disc: -40 ... 60
Working temperature	[°C]	Glass disc: -20 ... 80 Plastic disc: -20 ... 60
Climate check acc. to IEC 68-2-3		40 °C, 98 % rel. humid. (non-condensation), 6 days
Interference output acc. to		EN 50081-2, 1993
Interference resistance acc. to		EN 50082-2, 1995
Shock resistance acc. to IEC 68-2-27		100 g, 1 ms
Protection class acc. to DIN 40050		IP 65

Key to Model Number:



** Not applicable with standard version.