

Series 802 Plug Connectors



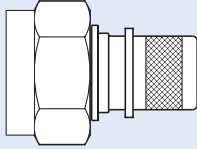
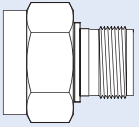
Series 802 Plugs

Stainless Steel Shell and **Nickel-Aluminum-Bronze Coupling Nut** withstand corrosion in the most hostile environments. Rated for 3500 PSI when mated, these connectors are suitable for geophysical and underwater applications.

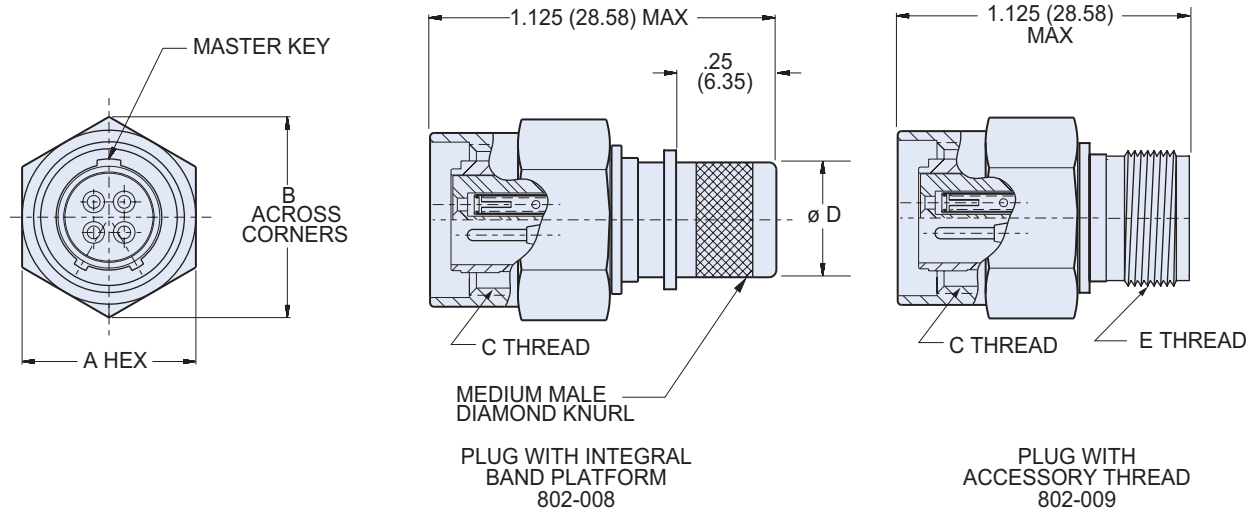
Gold-Plated Contacts are supplied loose for crimping to wire. High density size 23 contact arrangements accept #22 – #30 AWG wire, or choose #12 or #16 contacts for higher current.

Two Shell Styles: Integral platform for direct shield attachment using BAND-IT® termination system, or accessory thread for attaching a strain relief.

HOW TO ORDER SERIES 802 PLUGS

Sample Part Number					
802-009	-06	ZM	9-19	S	A
Series	Shell Style	Shell Material / Finish	Shell Size- Insert Arrangement	Contact Type	Shell Key Position
 802-008 Plug with Banding Platform	-06 Plug	Z1 Stainless Steel / Passivated ZM Stainless Steel / Electroless Nickel Plated	5-3 3 #23 Contacts 6-1 1 #16 Contact 6-4 4 #23 Contacts 6-7 7 #23 Contacts 7-1 1 #12 Contact 7-10 10 #23 Contacts 8-13 13 #23 Contacts 9-4 4 #16 Contacts 9-19 19 #23 Contacts 10-26 26 #23 Contacts 12-2 2 #12 Contacts 12-37 37 #23 Contacts 14-55 55 #23 Contacts 15-85 85 #23 Contacts	Standard #23 contacts accept #22 through #28 AWG wire. Use the following contact codes to specify these contacts: P Pin S Socket Special contacts for #26 to #30 AWG are also available. Use the following contact codes to specify these contacts: G Pin H Socket	A Normal B Pos. B C Pos. C D Pos. D
			 802-009 Plug with Accessory Thread		

Series 802 Plug Connectors



E

DIMENSIONS

Shell Size	A Hex		B Max.		C Mating Threads	Ø D		E Threads Accessory
	In.	mm.	In.	mm.		In.	mm.	
5	.500	12.70	.560	14.22	.438-28 UNEF	.250	6.35	.2500-32 UNEF-2A
6	.625	15.88	.720	18.29	.562-20 UN	.312	7.92	.3125-32 UNEF-2A
7	.688	17.48	.780	19.81	.625-20 UN	.375	9.53	.4375-28 UNEF-2A
8	.750	19.05	.860	21.84	.687-20 UN	.438	11.13	.5000-28 UNEF-2A
9	.812	20.62	.930	23.62	.750-20 UNEF	.500	12.70	.5625-24 UNEF-2A
10	.875	22.23	1.000	25.40	.812-20 UNEF	.562	14.27	.6250-24 UNEF-2A
12	.938	23.83	1.060	26.92	.875-20 UNEF	.656	16.66	.6875-24 UNEF-2A
14	1.125	28.58	1.250	31.75	1.062-20 UN	.812	20.62	.8750-20 UNEF-2A
15	1.188	30.18	1.320	33.53	1.125-20 UN	.875	22.23	.9375-20 UNEF-2A

SERIES 802 PLUG KEY POSITIONS

Key Position	Key Rotation	
	A°	B°
Normal (A)	150°	210°
B	75°	210°
C	95°	230°
D	140°	275°