

SPECIFICATIONS

Electrical Ratings	100mA @ 48VDC See Contact Options
Electrical Life	100,000 cycles typical
Contact Resistance	< 50 mΩ initial
Actuation Force	200 +/- 50gF
Actuator Travel	2.5 +/- .3mm
Dielectric Strength	1000Vrms min
Insulation Resistance	> 100MΩ min
Operating Temperature	-40°C to 85°C
Storage Temperature	-40°C to 85°C



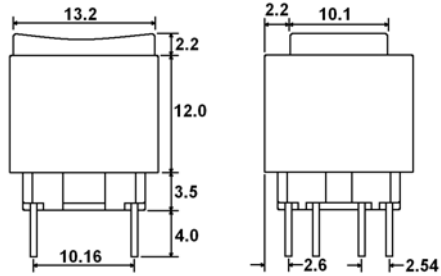
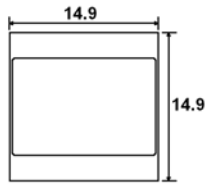
MATERIALS ←RoHS COMPLIANT

Actuator	Acetal
Housing	6/6 Nylon
Cover / Cap	6/6 Nylon
Contacts	Silver or Gold plated copper alloy
Terminals	Silver or Gold plated copper alloy

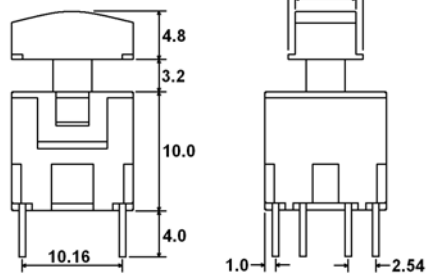
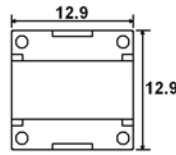
ORDERING INFORMATION

1. Series:	820	L	R	B	2	E2	2	R	G
820									
2. Latching Option:	N = Momentary L = Latching								
3. Contact Options:	Q = Silver R = Gold								
4. Cap Style:	A = Large Cap B = Small Cap								
5. Cap Color:	1 = White 5 = Green 2 = Black 6 = Orange 3 = Red 7 = Blue 4 = Yellow 9 = Light Gray								
6. Cover Style:	**ONLY AVAILABLE WITH "B SMALL CAP" SS = Standard Cover ES = Extended Cover E1 = Extended Cover with 1 LED E2 = Extended Cover with 2 LEDs								
7. Cover Color:	1 = White 5 = Green 2 = Black 6 = Orange 3 = Red 7 = Blue 4 = Yellow 9 = Light Gray								
8. LED 1 - Color:	Blank = No LED R = Red Y = Yellow G = Green								
9. LED 2 - Color:	Blank = No LED R = Red Y = Yellow G = Green								

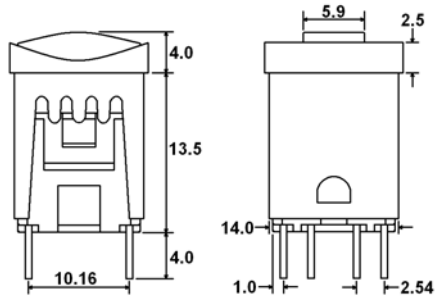
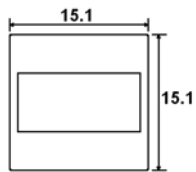
DIMENSIONS



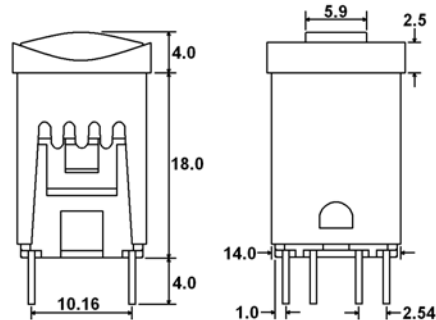
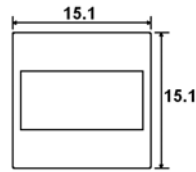
A - CAP



B - CAP

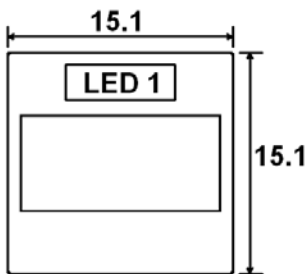


B - CAP with SS - COVER

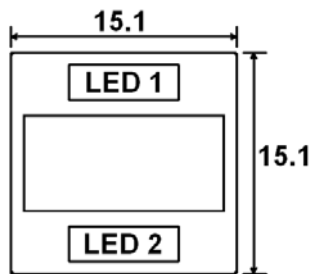


B - CAP with ES - COVER

LED POSITIONS

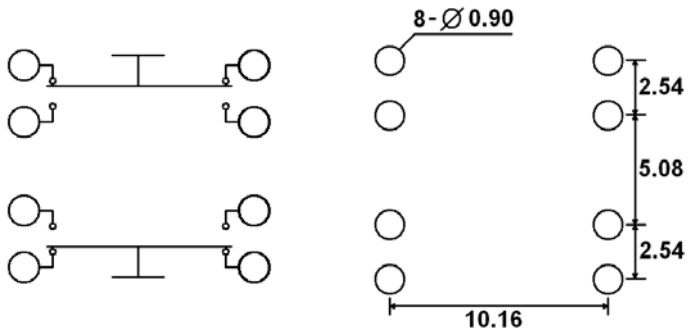


ONE LED

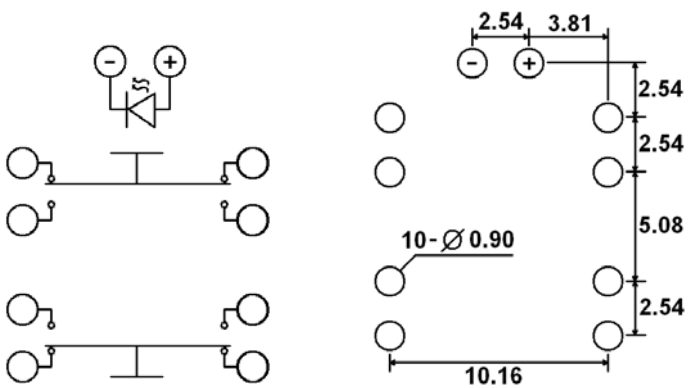


TWO LEDs

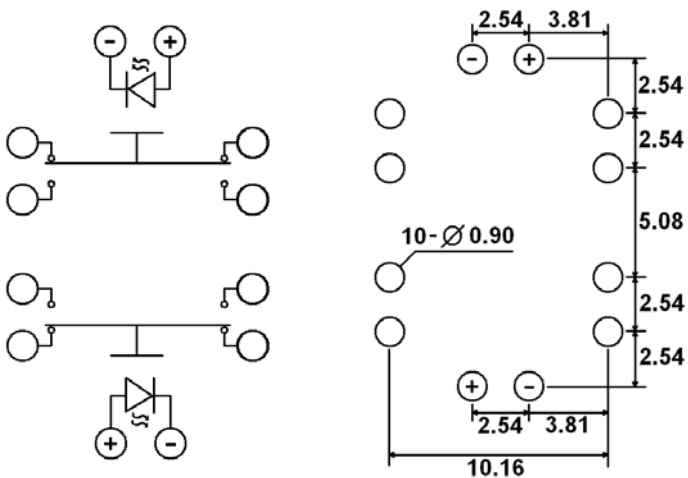
SCHEMATICS & PC LAYOUTS



NO LED



ONE LED



TWO LEDs