

D Sub

Socket Connector

8300 Series



- Available in either preassembled or two piece covers
- Available in either open or closed end cover
- Improved metal strain relief — hooks directly to metal shell
- Low profile
- Four mounting options

Date Modified: September 29, 1999

TS-0235-17
Sheet 1 of 3

57

Physical

Insulation

Material: Glass Filled Polyester (PBT)
Flammability: UL 94V-0
Color: Gray

Contact

Material: Copper Alloy
Plating
Underplate: 100 μ " (1.27 μ m) Nickel — QQ-N-290, Class 2
Wiping Area: 30 μ " (0.76 μ m) Gold — MIL-G-45204, Type II, Grade C

Shell

Material: Steel
Plating: Tin

Strain Relief Material: Stainless Steel .016 (0.40) Thick

Wire Accommodation: 26 & 28 AWG Solid or Stranded

Marking: 3M Logo & Contact Position Numbers

Electrical

Current Rating: 1 A

Insulation Resistance: $> 1 \times 10^9 \Omega$ at 500 VDC

Withstanding Voltage: 1000 Vrms at Sea Level

Environmental

Temperature Rating: -55° to $+105^\circ$

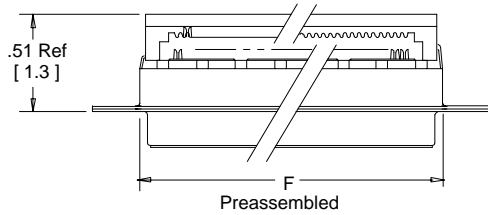
UL File No.: E68080

3M Interconnect Solutions Division

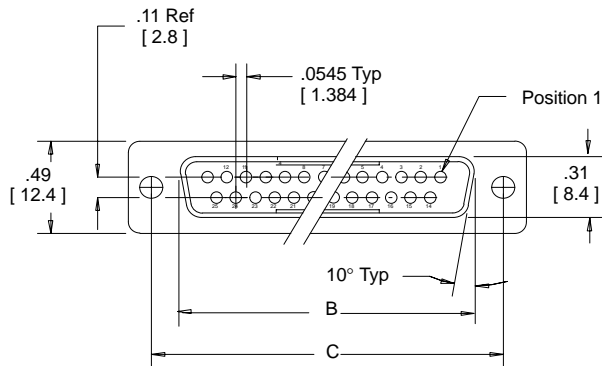
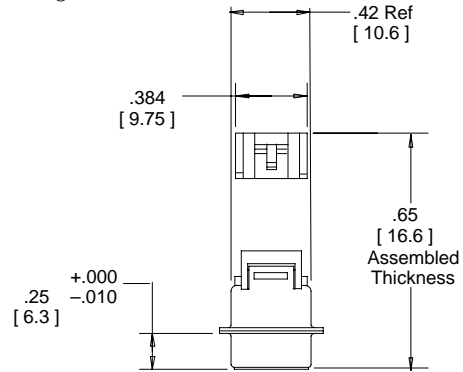
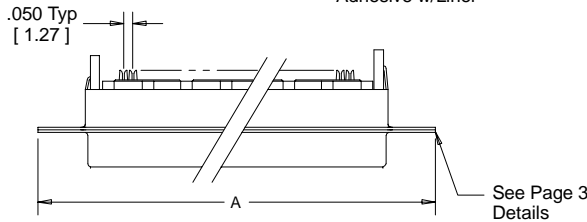
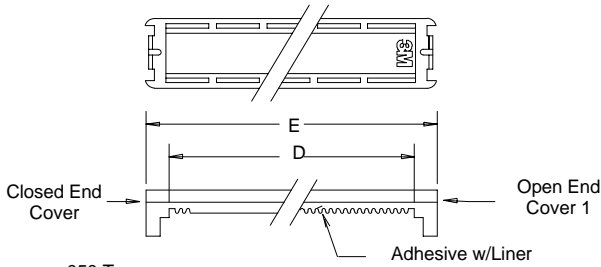
6801 River Place Blvd.
Austin, TX 78726-9000

For technical, sales or ordering information call
800-225-5373

Contact Quantity	Dimensions					
	A	B	C	D	E	F ± .008
09	1.23 [31.2]	.64 [16.3]	.98 [24.9]	.46 [11.7]	.67 [17.0]	.70 [17.7]
15	1.56 [39.6]	.97 [25.6]	1.31 [33.3]	.76 [19.3]	.99 [25.2]	1.03 [26.2]
25	2.10 [53.3]	1.51 [38.4]	1.85 [47.0]	1.27 [32.3]	1.54 [39.1]	1.57 [39.9]
37	2.74 [69.6]	2.16 [54.9]	2.50 [63.5]	1.87 [47.5]	2.19 [55.6]	2.22 [56.4]



Note: Preassembled closed cover on Pin 1 side of connector.



Inch
[mm]

Tolerance Unless Noted			
	.0	.00	.000
Inch	± .1	± .01	± .005

[] Dimensions for Reference only

Ordering Information

Connector 83XX-X00X

Contact Quantity

- Cover Style:
 6 = Open Cover
 7 = Closed Cover
 8 = Open Cover, w/o Adhesive, Preassembled
 9 = Closed Cover, w/o Adhesive, Preassembled

- Mounting Style:
 0 = ∅ .120 [3.05]
 3 = 4-40 UNC
 4 = M3

Strain Relief (Order Separately) 3448-8DXXA

- 09 = 9 Position
 15 = 15 Position
 25 = 25 Position
 37 = 37 Position

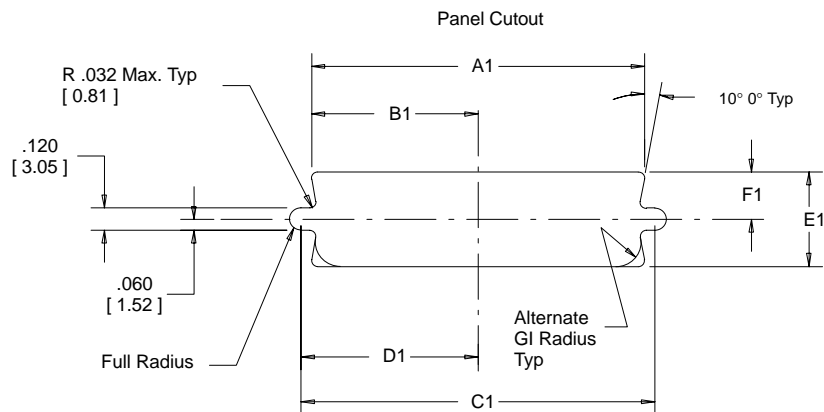
TS-0235-17
Sheet 2 of 3

D Sub Socket Connector

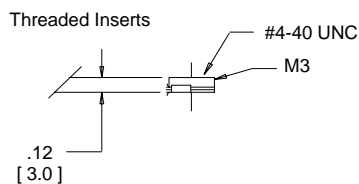
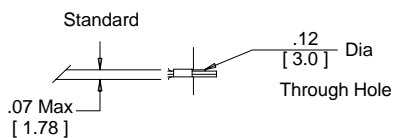
8300 Series

Mounting Method*	Contact Quantity	Dimensions						
		A1	B1	C1	D1	E1	F1	G1
Front	9	.87 [22.0]	.44 [11.2]	.98 [24.9]	.49 [12.5]	.51 [13.0]	.26 [6.6]	.12 [3.1]
	15	1.20 [30.5]	.60 [15.2]	1.31 [33.3]	.66 [16.8]			
	25	1.74 [44.2]	.87 [22.1]	1.85 [47.0]	.93 [23.6]			
	37	2.39 [60.7]	1.20 [30.5]	2.50 [63.5]	1.25 [31.8]			
Rear	9	0.81 [20.6]	.40 [10.2]	.98 [25.0]	.49 [12.5]	0.45 [11.4]	0.22 [5.8]	.12 [3.1]
	15	1.13 [28.7]	.57 [14.5]	1.31 [33.3]	.66 [16.8]			
	25	1.67 [42.4]	.84 [21.3]	1.85 [47.0]	.93 [23.6]			
	37	2.33 [59.2]	1.16 [29.5]	2.50 [63.5]	1.25 [31.8]			

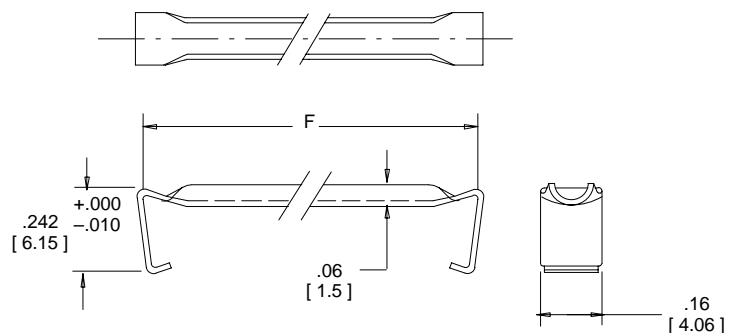
* Front Mount—The connector is mounted in front of the panel.
Rear Mount—The connector is mounted behind the panel.



Mounting Styles



Strain Relief (Order Separately or with Connector)



TS-0235-17
Sheet 3 of 3

3M Interconnect Solutions Division

6801 River Place Blvd.
Austin, TX 78726-9000

For technical, sales or ordering information call
800-225-5373