



Glenair's Back-To-Back Nano Connectors feature gold alloy TwistPin contacts. Contacts are precision-cripped to insulated, stranded wire. These nanominiature connectors offer premium performance and reliability for demanding applications. Contact spacing is .025 inches. 1 amp current rating, DWV rating 300 volts AC. Wire gages #30 and #32 AWG.

TwistPin Contact System assures premium performance in demanding environments. The gold/platinum alloy contacts will stand up to years of exposure without corrosion.

HOW TO ORDER DOUBLE ROW BACK-TO-BACK JUMPERS

Series	Number of Contacts	Connector Type	Shell Material and Finish	Wire Gage	Wire Type	Wire Color Code	Length Inches	Hardware
891-005 Back-To-Back Cables, Double Row, Nanominiature	9	GP	A1 Aluminum Shell, Cadmium Plating	0 #30 AWG	A Ultralightweight XLETFE Insulation, Silver-Coated Ultrahigh-Strength Copper (Not available for #32 AWG)	1 White	Overall Length In Inches Including Connectors Example: "12" specifies 12 inches OAL	JJ = Jackscrews on both ends (GP, GS, CS) JT = Jackscrews on plug, threaded holes on receptacle (CS) JP = Jackscrews on plug, threaded holes on plug (GP)(*See Note Below) TJ = Jackscrews on receptacle, threaded holes on plug (CS)(*See Note Below) JR = Jackscrews on receptacle, threaded holes on receptacle (GS) TT = Threaded holes both ends (GP, GS, CS)(*See Note Below) * Specify titanium or stainless steel shells when ordering plugs with female threads.
	15	Plug (Pin) Connector on Both Ends						
	21	GS Receptacle (Socket) Connector on Both Ends	A2 Aluminum Shell, Electroless Nickel Plating	2 #32 AWG	B Extruded PTFE Insulation, NEMA HP3-ETX (MIL-W-16878/6)	2 Yellow		
	25							
	31							
37	CS Plug (Pin) On One End, Receptacle On The Other End	T Titanium Shell, Unplated	C Cross-Linked Modified ETFE Insulation, MIL-W-22759/33 (Not available for #32 AWG)	7 10 Color Repeating (wire type A is striped, types B and C are solid colors)				
51								

Sample Part Number

891-005	— 9	GP	A1	—0	A	1	— 12	J
---------	-----	----	----	----	---	---	------	---

PLUG (PIN) CONNECTOR



"J" Jackscrew Option



"T" Female Thread Option
Titanium or Stainless Steel Shells Only

RECEPTACLE (SOCKET) CONNECTOR



"T" Female Thread Option

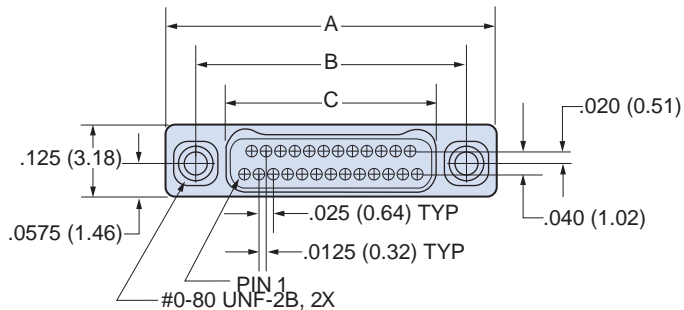
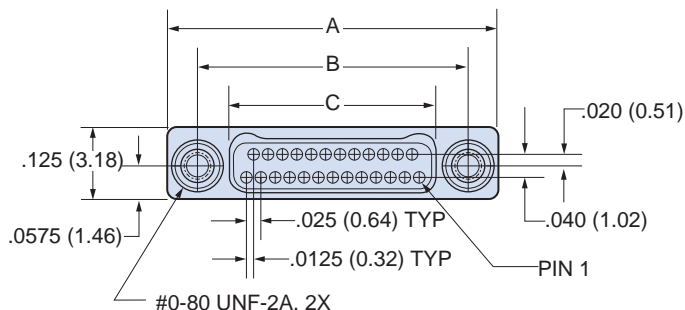


"J" Jackscrew Option

DOUBLE ROW NANO BACK-TO-BACK PIGTAIL DIMENSIONS

Plug (Pin) Connectors

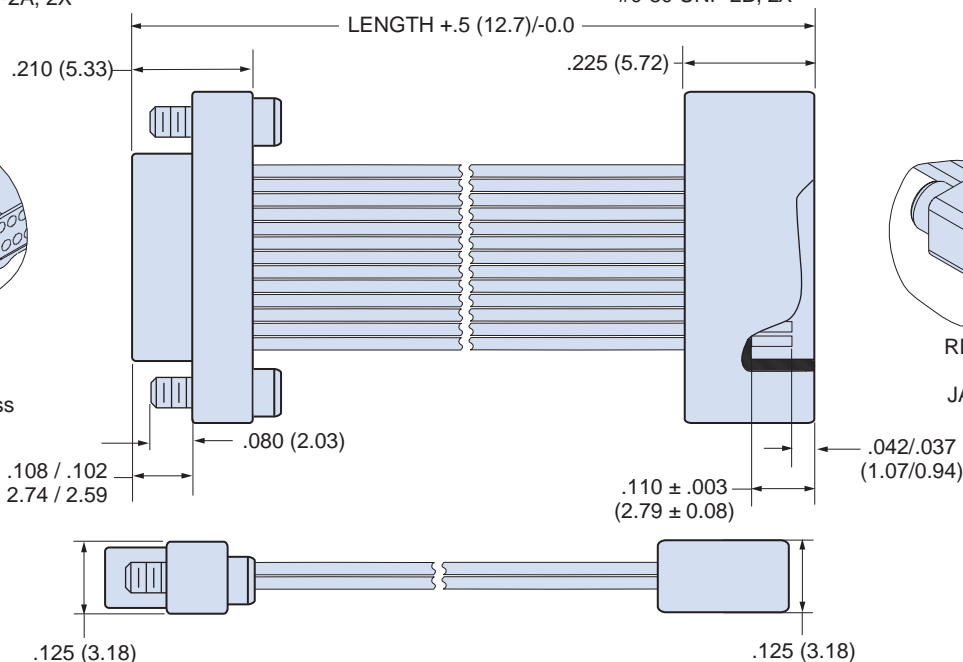
Receptacle (Socket) Connectors



PLUG WITH "T"
FEMAL THREAD
OPTION
Titanium or Stainless
Steel Shells Only



RECEPTACLE
WITH "J"
JACKSCREW
OPTION



Layout	A		B BSC.		C BSC.	
	In. ± .005	mm. ±0.13	In.	mm.	In.	mm.
9P	.375	9.52	.270	6.86	.160	4.06
9S	.375	9.52	.270	6.86	.163	4.14
15P	.450	11.43	.345	8.76	.235	5.97
15S	.450	11.43	.345	8.76	.238	6.04
21P	.525	13.33	.420	10.67	.310	7.87
21S	.525	13.33	.420	10.67	.313	7.95
25P	.575	14.60	.470	11.94	.360	9.14
25S	.575	14.60	.470	11.94	.363	9.22
31P	.650	16.51	.545	13.84	.435	11.05
31S	.650	16.51	.545	13.84	.438	11.12
37P	.725	18.41	.620	15.75	.510	12.95
37S	.725	18.41	.620	15.75	.513	13.03
51P	.900	22.86	.795	20.19	.685	17.40
51S	.900	22.86	.795	20.19	.688	17.47