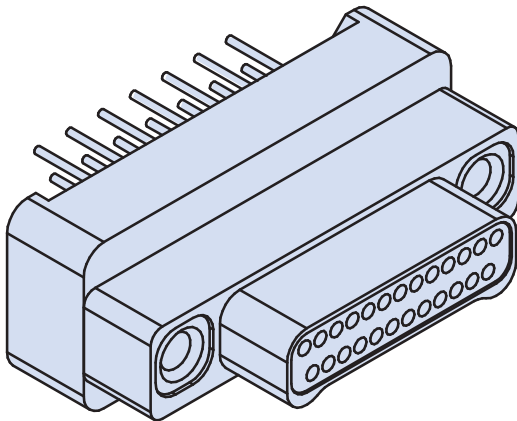


891-006 and -007
Series 89 Nanominiature Connectors
Double Row Thru Hole Vertical Mount Printed Circuit Board



Double Row Connectors



Vertical Mount PCB Nano Connectors feature gold alloy TwistPin contacts. These nanominiature connectors offer premium performance and reliability for demanding applications. Available with #0-80 female threads, or with jackscrews for use with flexible circuits.

Pre-Tinned PC Tails are coated with Sn63Pb37 tin-lead for excellent solderability.

Choose Aluminum, Titanium or Stainless Steel Shells in seven layouts from 9 to 51 contacts. Complies to the requirements of MIL-DTL-32139. These connectors are intermateable with any corresponding Glenair Series 891 Double row metal shell nanominiature connector.

HOW TO ORDER VERTICAL MOUNT PCB CONNECTORS

Series	Insert Arrangement/ Contact Type	Shell Material and Finish	Termination Type	PC Tail Length	Hardware
891-006 Plug, Pin Contacts, Double Row, Vertical PCB Nanominiature	Plugs (891-006)	A1 Aluminum Shell, Cadmium Plating	BST "Board Straight Thru- Hole"	1 .110 Inch (2.79 mm)	J Jackscrew, #0-80 T #0-80 Female Thread
	9P	A2 Aluminum Shell, Electroless Nickel Plating		2 .172 Inch (4.37 mm)	
	15P				
	21P				
	25P				
891-007 Receptacle, Socket Contacts, Double Row, Vertical PCB Nanominiature	Receptacles (891-007)	T Titanium Shell, Unplated	BST "Board Straight Thru- Hole"	1 .110 Inch (2.79 mm)	J Jackscrew, #0-80 T #0-80 Female Thread
	9S	S Stainless Steel Shell, Passivated			
	15S				
	21S				
	25S				
	31S				
37S					
51S					
Sample Part Number					
891-007	— 31S	T	—BST	1	T

MATERIALS AND FINISHES

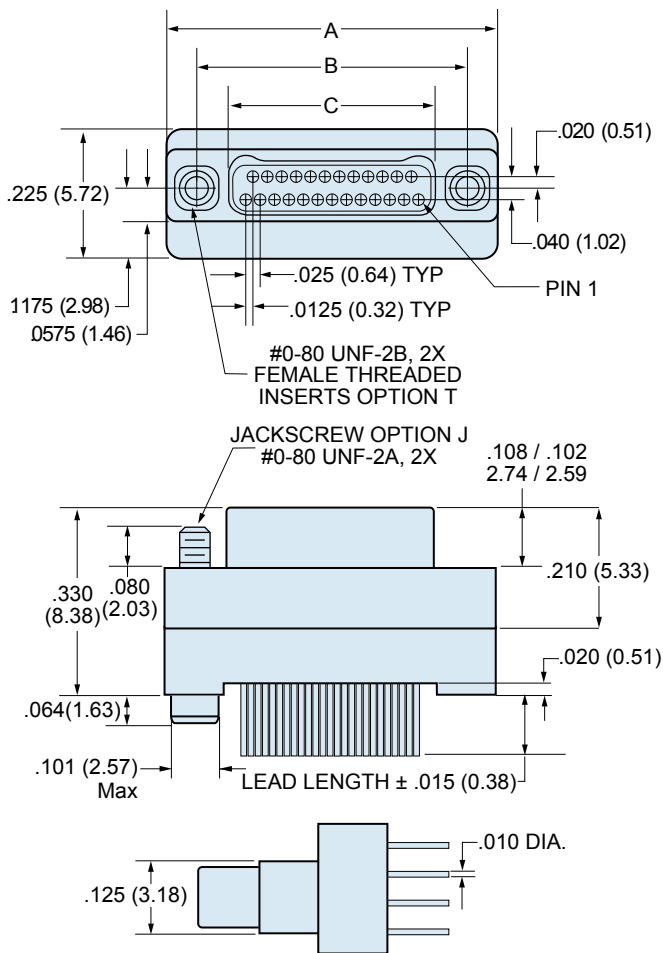
Connector Shell	See Ordering Information
Insulator	Liquid Crystal Polymer (LCP), 30% Glass-Filled
Contacts	Gold Alloy, Unplated
Hardware	300 Series Stainless Steel
PC Tails	#30 (.010 Dia.) Copper Wire, Solder Dipped
PCB Trays	Liquid Crystal Polymer (LCP) or Epoxy
Encapsulant	Epoxy

SPECIFICATIONS

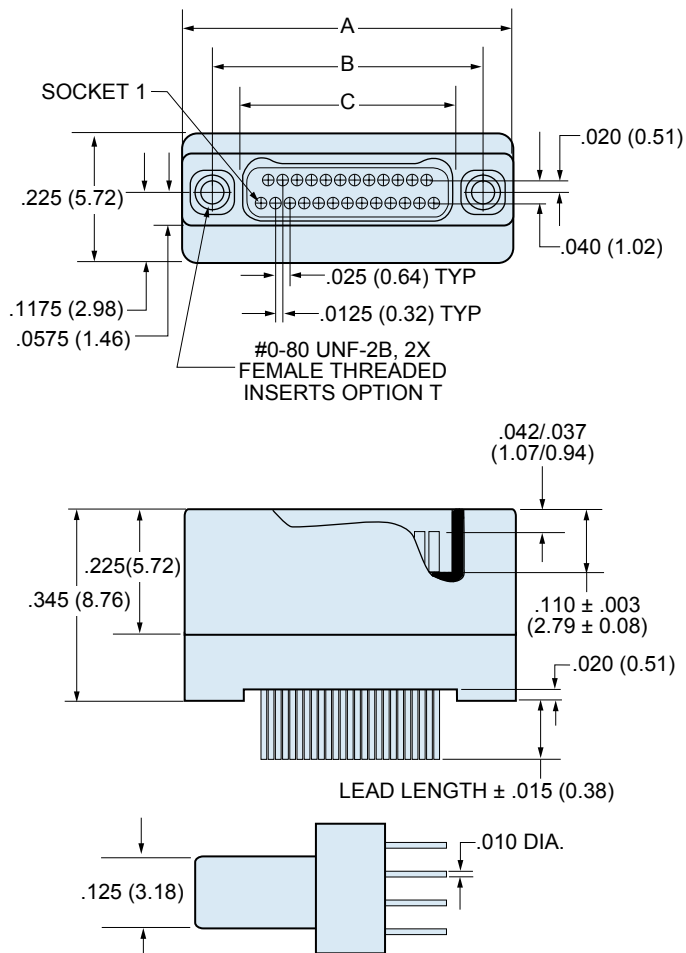
Durability	200 Cycles Minimum
Current Rating	1 AMP Maximum
Voltage Rating (DWV)	300 VAC RMS Sea Level
Insulation Resistance	5000 Megohms Minimum
Operating Temperature	-55° C. to +125° C.
Contact Resistance	71 mV. @1 AMP #30 AWG Wire
Thermal Vacuum Outgassing	1.0% Max TML, 0.1% Max.

DOUBLE ROW VERTICAL PCB NANO DIMENSIONS

Plug (Pin) Connectors



Receptacle (Socket) Connectors



Layout	A		B BSC.		C BSC.	
	In. ± .005	mm. ±0.13	In.	mm.	In.	mm.
9P	.375	9.52	.270	6.86	.160	4.06
9S	.375	9.52	.270	6.86	.163	4.14
15P	.450	11.43	.345	8.76	.235	5.97
15S	.450	11.43	.345	8.76	.238	6.04
21P	.525	13.33	.420	10.67	.310	7.87
21S	.525	13.33	.420	10.67	.313	7.95
25P	.575	14.60	.470	11.94	.360	9.14
25S	.575	14.60	.470	11.94	.363	9.22
31P	.650	16.51	.545	13.84	.435	11.05
31S	.650	16.51	.545	13.84	.438	11.12
37P	.725	18.41	.620	15.75	.510	12.95
37S	.725	18.41	.620	15.75	.513	13.03
51P	.900	22.86	.795	20.19	.685	17.40
51S	.900	22.86	.795	20.19	.688	17.47

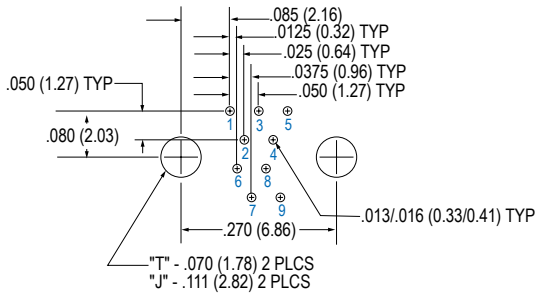
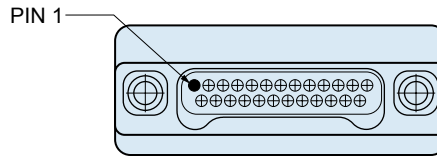
891-006 and -007 Series 89 Nanominiature Connectors Double Row Thru Hole Vertical Mount Printed Circuit Board



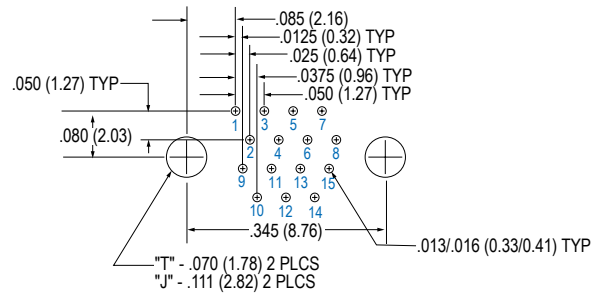
Double Row
Connectors

Patterns shown are for connector mounting side of PC Board.

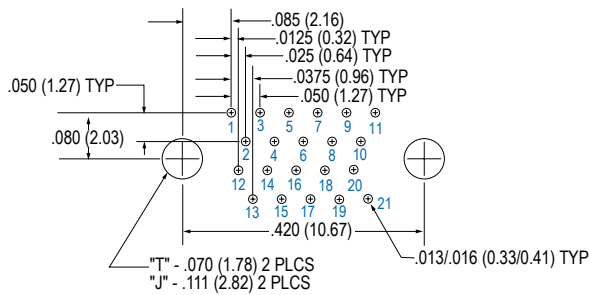
VERTICAL PCB PLUG (PIN) CONNECTOR LAYOUT 891-006



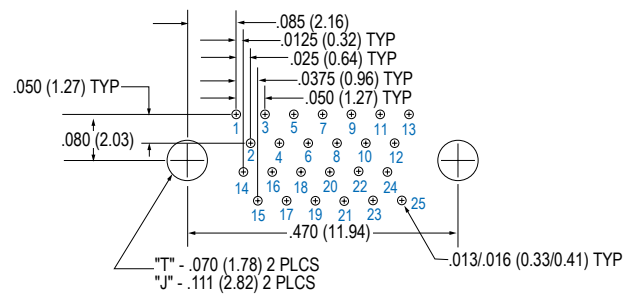
9 Contacts



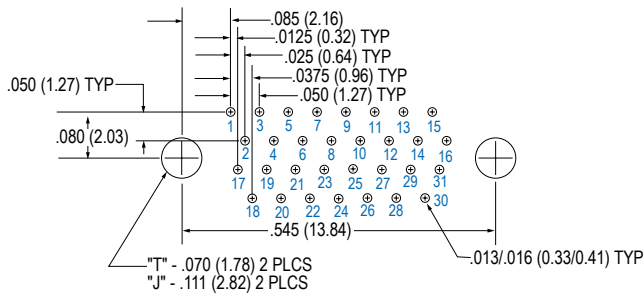
15 Contacts



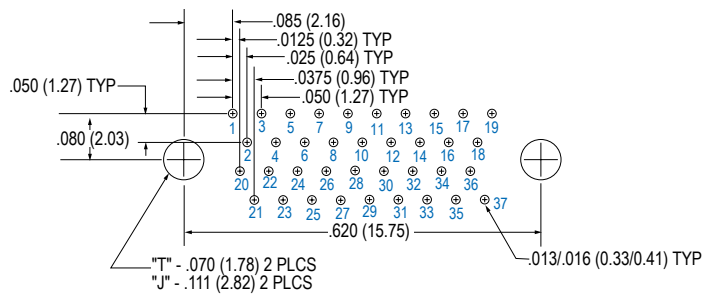
21 Contacts



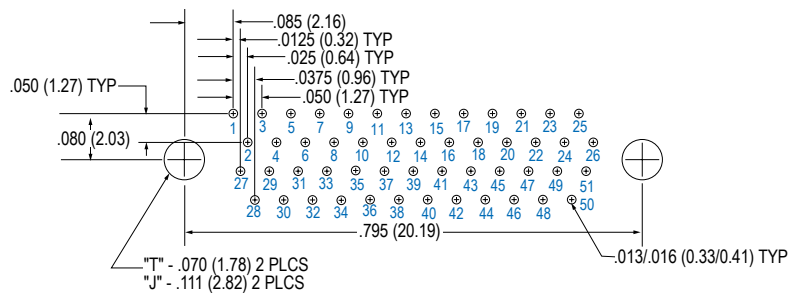
25 Contacts



31 Contacts



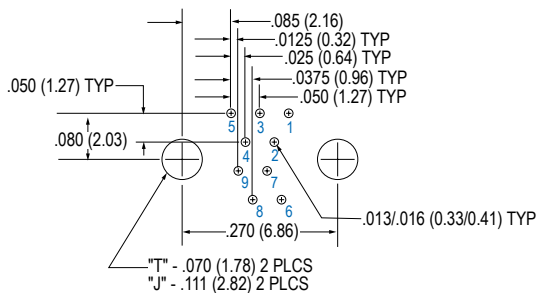
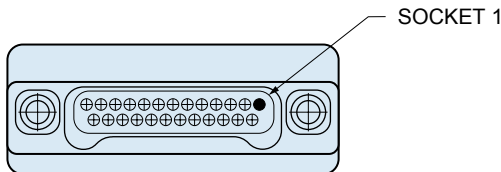
37 Contacts



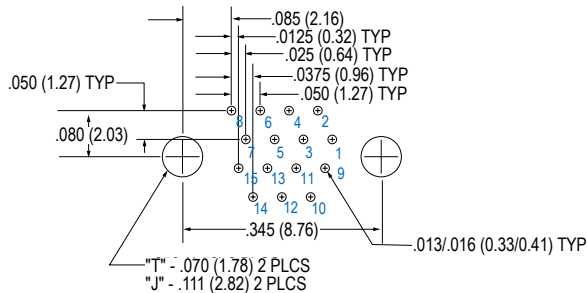
51 Contacts

Patterns shown are for connector mounting side of PC Board.

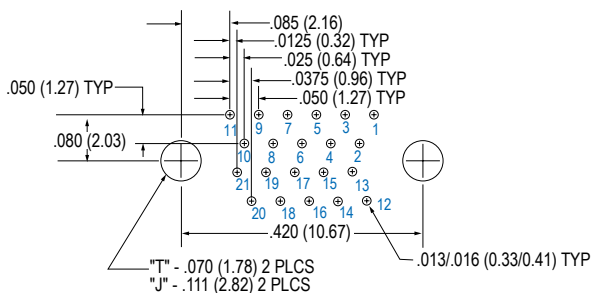
VERTICAL PCB RECEPTACLE (SOCKET) CONNECTOR LAYOUT 891-007



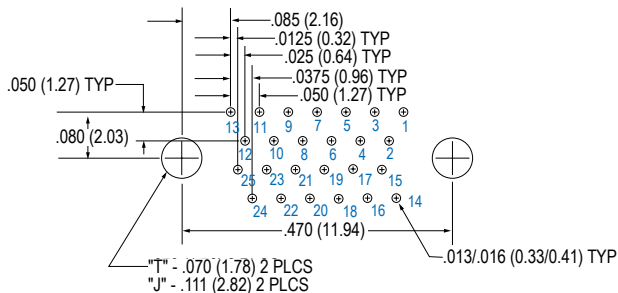
9 Contacts



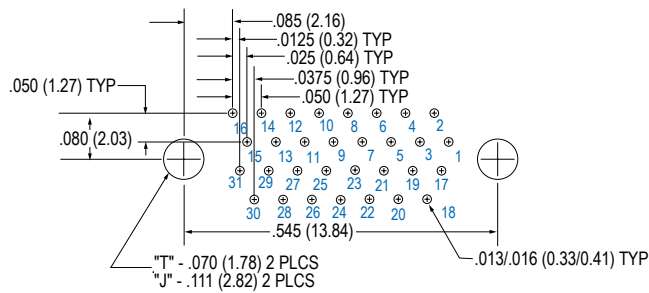
15 Contacts



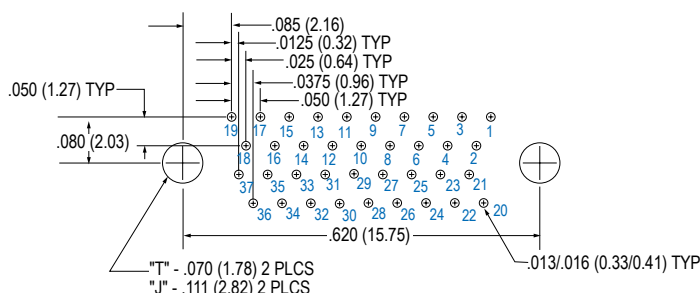
21 Contacts



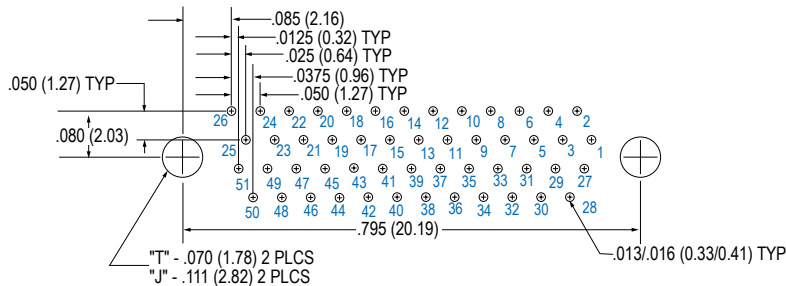
25 Contacts



31 Contacts



37 Contacts



51 Contacts