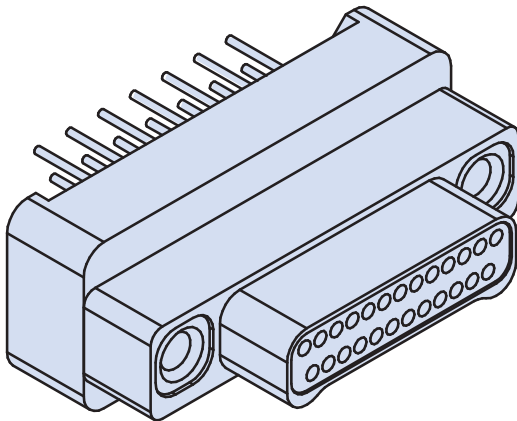


**891-006 and -007**  
**Series 89 Nanominiature Connectors**  
**Double Row Thru Hole Vertical Mount Printed Circuit Board**



Double Row Connectors



**Vertical Mount PCB Nano Connectors** feature gold alloy TwistPin contacts. These nanominiature connectors offer premium performance and reliability for demanding applications. Available with #0-80 female threads, or with jackscrews for use with flexible circuits.

**Pre-Tinned PC Tails** are coated with Sn63Pb37 tin-lead for excellent solderability.

**Choose Aluminum, Titanium or Stainless Steel Shells** in seven layouts from 9 to 51 contacts. Complies to the requirements of MIL-DTL-32139. These connectors are intermateable with any corresponding Glenair Series 891 Double row metal shell nanominiature connector.

**HOW TO ORDER VERTICAL MOUNT PCB CONNECTORS**

Series	Insert Arrangement/ Contact Type	Shell Material and Finish	Termination Type	PC Tail Length	Hardware
<b>891-006</b> Plug, Pin Contacts, Double Row, Vertical PCB Nanominiature	Plugs (891-006)	<b>A1</b> Aluminum Shell, Cadmium Plating	<b>BST</b> "Board Straight Thru-Hole"	<b>1</b> .110 Inch (2.79 mm)	<b>J</b> Jackscrew, #0-80 <b>T</b> #0-80 Female Thread
	<b>9P</b>	<b>A2</b> Aluminum Shell, Electroless Nickel Plating		<b>2</b> .172 Inch (4.37 mm)	
	<b>15P</b>				
	<b>21P</b>				
	<b>25P</b>				
<b>891-007</b> Receptacle, Socket Contacts, Double Row, Vertical PCB Nanominiature	Receptacles (891-007)	<b>T</b> Titanium Shell, Unplated	<b>BST</b> "Board Straight Thru-Hole"	<b>1</b> .110 Inch (2.79 mm)	<b>J</b> Jackscrew, #0-80 <b>T</b> #0-80 Female Thread
	<b>9S</b>	<b>S</b> Stainless Steel Shell, Passivated			
	<b>15S</b>				
	<b>21S</b>				
	<b>25S</b>				
	<b>31S</b>				
	<b>37S</b>				
<b>51S</b>					
<b>Sample Part Number</b>					
<b>891-007</b>	<b>— 31S</b>	<b>T</b>	<b>—BST</b>	<b>1</b>	<b>T</b>

**MATERIALS AND FINISHES**

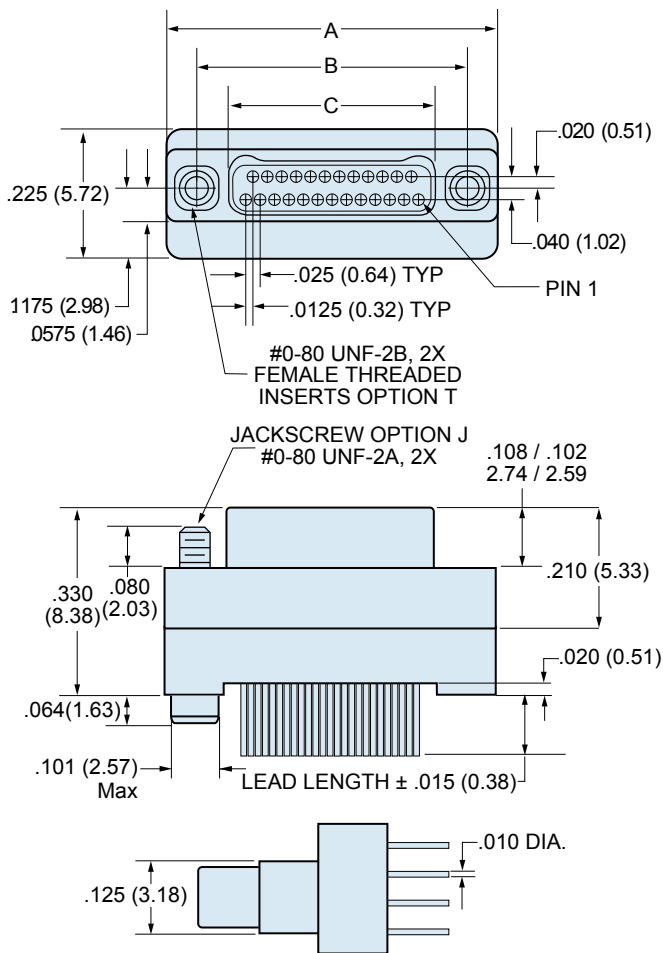
Connector Shell	See Ordering Information
Insulator	Liquid Crystal Polymer (LCP), 30% Glass-Filled
Contacts	Gold Alloy, Unplated
Hardware	300 Series Stainless Steel
PC Tails	#30 (.010 Dia.) Copper Wire, Solder Dipped
PCB Trays	Liquid Crystal Polymer (LCP) or Epoxy
Encapsulant	Epoxy

**SPECIFICATIONS**

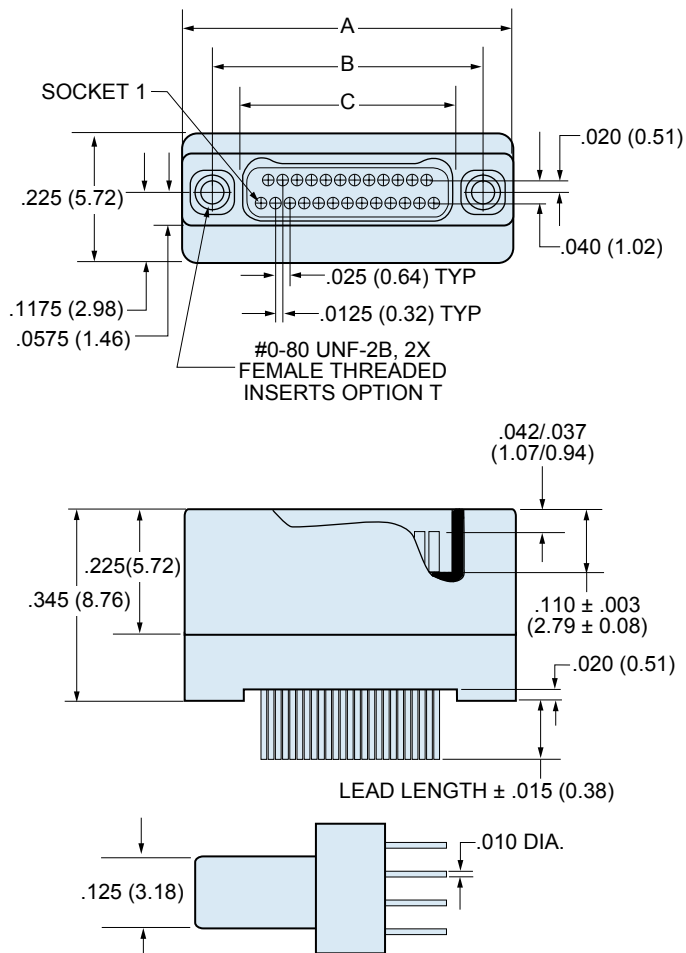
Durability	200 Cycles Minimum
Current Rating	1 AMP Maximum
Voltage Rating (DWV)	300 VAC RMS Sea Level
Insulation Resistance	5000 Megohms Minimum
Operating Temperature	-55° C. to +125° C.
Contact Resistance	71 mV. @1 AMP #30 AWG Wire
Thermal Vacuum Outgassing	1.0% Max TML, 0.1% Max.

**DOUBLE ROW VERTICAL PCB NANO DIMENSIONS**

**Plug (Pin) Connectors**



**Receptacle (Socket) Connectors**



Layout	A		B BSC.		C BSC.	
	In. ± .005	mm. ±0.13	In.	mm.	In.	mm.
9P	.375	9.52	.270	6.86	.160	4.06
9S	.375	9.52	.270	6.86	.163	4.14
15P	.450	11.43	.345	8.76	.235	5.97
15S	.450	11.43	.345	8.76	.238	6.04
21P	.525	13.33	.420	10.67	.310	7.87
21S	.525	13.33	.420	10.67	.313	7.95
25P	.575	14.60	.470	11.94	.360	9.14
25S	.575	14.60	.470	11.94	.363	9.22
31P	.650	16.51	.545	13.84	.435	11.05
31S	.650	16.51	.545	13.84	.438	11.12
37P	.725	18.41	.620	15.75	.510	12.95
37S	.725	18.41	.620	15.75	.513	13.03
51P	.900	22.86	.795	20.19	.685	17.40
51S	.900	22.86	.795	20.19	.688	17.47

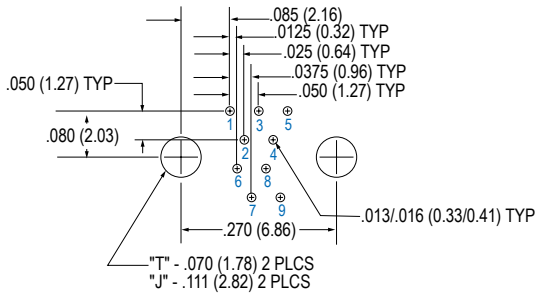
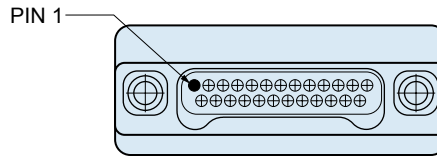
# 891-006 and -007 Series 89 Nanominiature Connectors Double Row Thru Hole Vertical Mount Printed Circuit Board



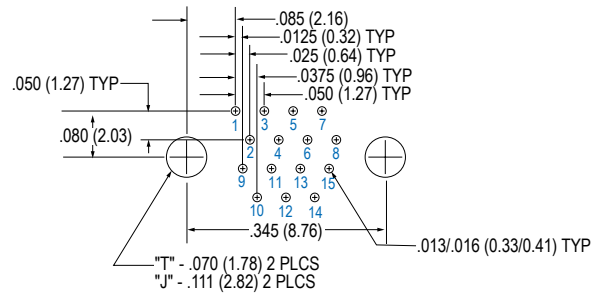
Double Row  
Connectors

Patterns shown are for connector mounting side of PC Board.

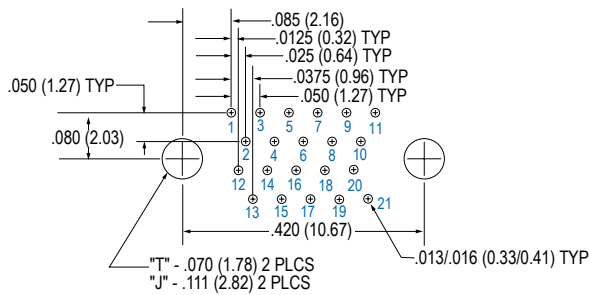
## VERTICAL PCB PLUG (PIN) CONNECTOR LAYOUT 891-006



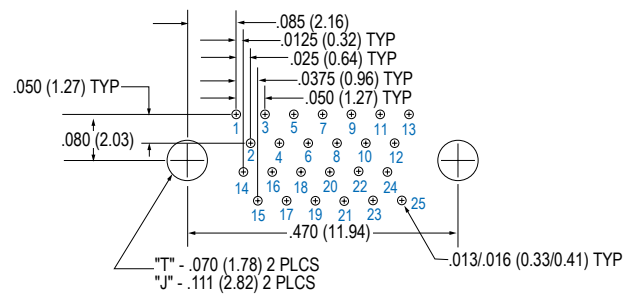
**9 Contacts**



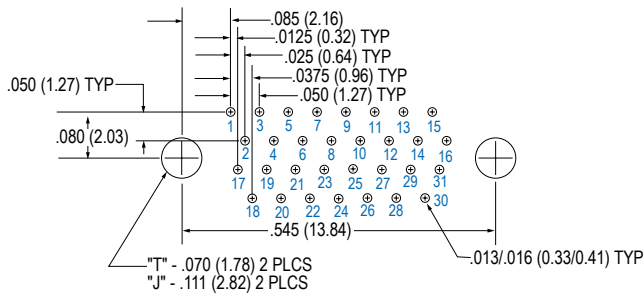
**15 Contacts**



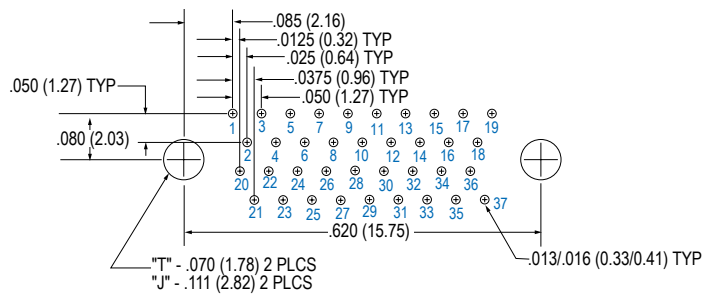
**21 Contacts**



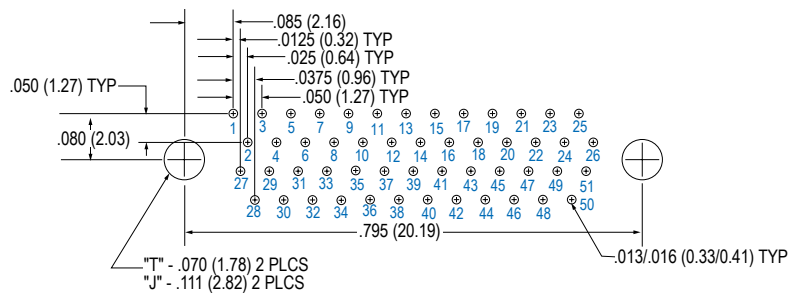
**25 Contacts**



**31 Contacts**



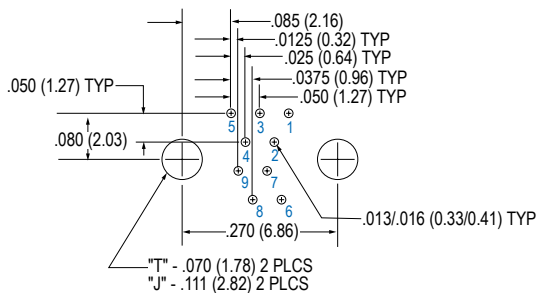
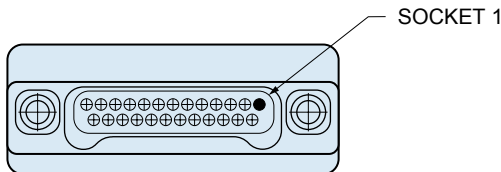
**37 Contacts**



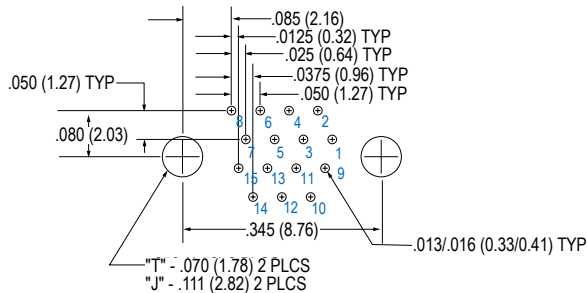
**51 Contacts**

Patterns shown are for connector mounting side of PC Board.

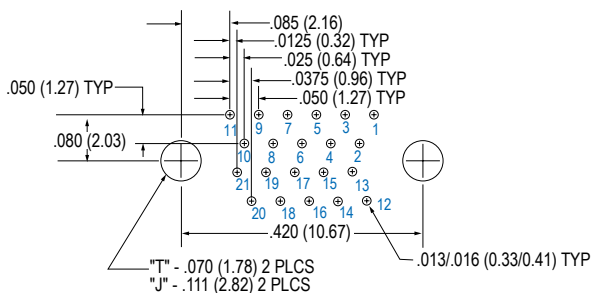
**VERTICAL PCB RECEPTACLE (SOCKET) CONNECTOR LAYOUT 891-007**



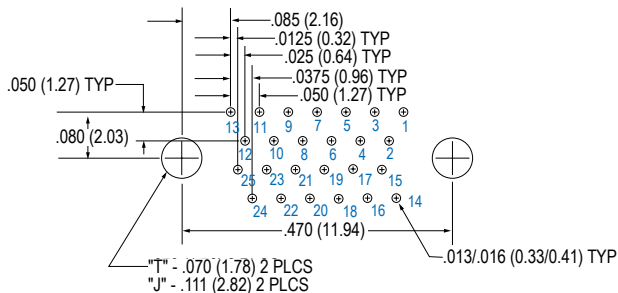
**9 Contacts**



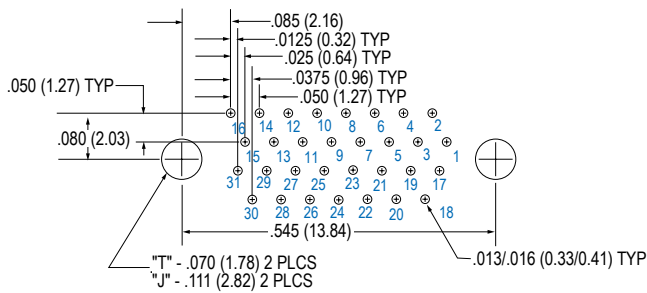
**15 Contacts**



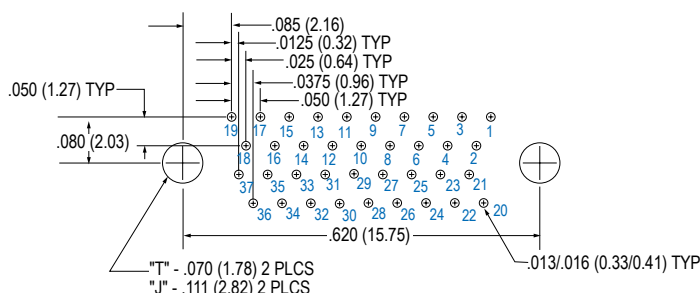
**21 Contacts**



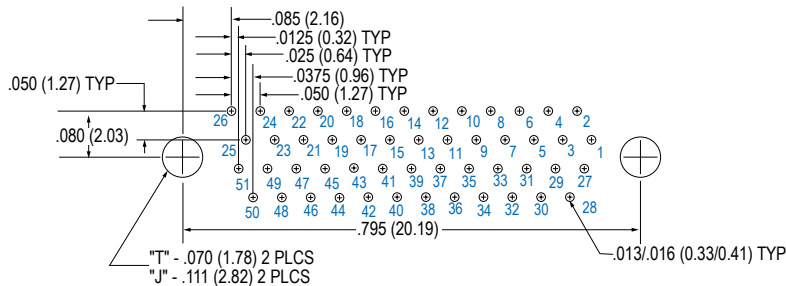
**25 Contacts**



**31 Contacts**



**37 Contacts**



**51 Contacts**